



## **Clinically Engineered Solutions to control bleeding in Veterinary Surgery**

Trusted by Surgeons, Designed for every Surgical Challenge.

# OUR CORE VALUES

---



These principles guide every decision we make and every product we develop.

## CLINICAL EXCELLENCE



Products designed with a deep understanding of real surgical challenges in veterinary operating rooms.

## ANIMAL SAFETY FIRST



Biocompatible, sterile, and fully absorbable solutions that prioritize animal welfare and post-operative recovery.

## SURGICAL INNOVATION



Translating human clinical insights into advanced haemostatic solutions for veterinary applications.

## VETERINARY PARTNERSHIP



Built in collaboration with healthcare professionals, for healthcare professionals.

# Healing Beyond the Bedside

Founded by doctors. Built for surgeons. Focused on saving lives.

# Advanced Manufacturing & Quality Assurance

---



Zichor Life Tech Pvt. Ltd. operates on a 3,50,000 sq. ft campus with a 25,000 sq. ft built-up area, featuring an 8,000 sq. ft Class 10,000 (ISO Class 7) clean room & Laminar air flow with Class 100 (ISO Class 5). This controlled environment maintains particle levels below 352,000 particles ( $\geq 0.5 \mu\text{m}$ ) per cubic meter, ensuring strict sterility and biocompatibility essential for medical device manufacturing.



Our facility is equipped with advanced machinery, in-house laboratory and instrumentation setups, and dedicated R&D units. A team of highly skilled and competent professionals ensures precision, consistency, and uncompromised quality in every product we manufacture.



# ZICOSPON - ABSORBABLE GELATIN SPONGE USP (VETERINARY USE)



**Rapid, Reliable  
Hemostasis Fully  
Absorbable Within  
4–6 Weeks.**

Product Code	Brand Name	Product Variant	Size/Dimension	Size In
ZSP-RG-705010	ZICOSPON	REGULAR	70x50x10	mm
ZSP-SP-805001	ZICOSPON	SPECIAL	80x50x01	mm
ZSP-SP-705001	ZICOSPON	SPECIAL	70x50x01	mm
ZSP-STD-805010	ZICOSPON	STANDARD	80x50x10	mm
ZSP-127-602007	ZICOSPON	12-7	60x20x07	mm

Customized Sizes | OEM | Semi -Finished & Bulk Option Available\*

## Rapid Hemostasis

Stops bleeding within minutes for quick and effective control.

## Highly Absorbent

Absorbs over 35 times its own weight, managing blood and fluids efficiently.

## Easy to Use

Ready-to-apply, user friendly design for hassle-free handling.

## Safe & Biocompatible

Made from purified gelatin, minimizing the risk of adverse reactions.

## Versatile Application

Ideal for minor and major surgical procedures.

Zicospon is manufactured under ISO 13485 , Double packed and gamma sterilized

# Zicospon an Overlook



- ✓ Rapid and effective hemostasis within 3 to 5 minutes
- ✓ Reduces intraoperative time for Procedural efficiency
- ✓ Biocompatible, Cytocompatibility and non-pyrogenic
- ✓ Sterile, ready to use for aseptic applications
- ✓ Completely bioresorbable and no need for surgical removal



GELATIN SPONGES



DENTAL CUBES



ANAL TAMPON



ABSORBABLE GELATIN  
SPONGE POWDER



MATRIX & POWDER  
IN SYRINGES



NASAL TAMPON

# Mechanism of Action




**BLEEDING SITE**



**PHYSICAL SCAFFOLD FOR CLOT FORMATION**

- Sponge is porous 3D matrix, it absorbs blood and swells, filling the wound cavity.
- Swelling applies pressure locally, (Tamponade Effect)
- Mechanically slows down bleeding.



**ABSORPTION OF BLOOD & SERUM**

- Sponge absorbs >35 times its weight in Blood, concentrating clotting factors locally.
- By concentrating platelets and fibrin, it Enhances clot stability at the bleeding site.

## Domains of Application

### GENERAL SURGERY

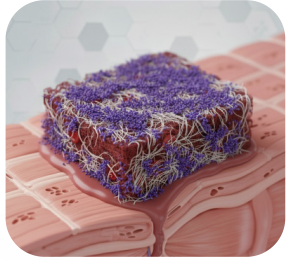
Liver, Kidney, Spleen Resections, Bowel Surgery, Abdominal Procedures

### ENT SURGERY

Tympanoplasty, Myringoplasty, Sinus packing, Nasal surgery

### CARDIOVASCULAR SURGERY

CABG, Valve Replacements  
Pericardiectomy, Thoracic procedures




### **ACTIVATION OF PLATELETS & COAGULATION CASCADE**

Gelatin surface activates platelets, enhancing their aggregation.

Provides a scaffold for fibrin deposition, accelerating the natural coagulation cascade.

Promotes the formation of a stable blood clot.



### **Liquification within 2 to 5 days**

The Sponge becomes a gel mass

Starts to liquify by physical and biochemical mechanisms



### **Complete absorption and healing within 4 to 6 weeks**

Over 4–6 weeks, the sponge is enzymatically Degraded into simple peptides and amino acids.

No foreign material remains, so it does not Require removal.

## **GYNECOLOGY & OBSTETRICS**

Cesarean Sections,  
Postpartum Hemorrhage Control,  
Hysterectomy Procedures

## **ANORECTAL**

Hemorrhoidectomy,  
Fistula Repair, Rectal Biopsies,  
Colorectal Procedures

## **TRAUMA/ ACCIDENT & EMERGENCY**

Acute Bleeding Control,  
Emergency Wound Management,

Critical Injury Stabilization

# ZICOSPON DENTAL CUBES – (VETERINARY DENTAL CARE)



Product Code	Brand Name	Product Variant	Size/Dimension	Size In
ZSP-DN-101010	ZICOSPON	DENTAL CUBES	10x10x10	mm
ZSP-DN-202007	ZICOSPON	DENTAL	20x20x07	mm
ZSP-DN-202020	ZICOSPON	DENTAL	20x20x20	mm
ZSP-DN-151515L	ZICOSPON	DENTAL L	15x15x15	mm
ZSP-DN-141407M	ZICOSPON	DENTAL M	14x14x07	mm
ZSP-DN-303010X	ZICOSPON	DENTAL MAX	30x30x10	mm
ZSP-DT-1208D	ZICOSPON	DENTAL TAMPON	12x08 Ø	mm

Customized Sizes | OEM | Semi-Finished Tam & Bulk Option Available\*



## Precision Haemostasis for Every Dental Procedure. Optimized Porosity for Rapid Haemostasis & Natural Absorption.

### Rapid Bleeding Control

Ensures Quick Hemostasis After Tooth Extractions, Periodontal, Or Implant

### Excellent Absorption

Soaks up blood up to 35x its weight, maintaining a clean, dry surgical field.

### Perfect Fit Dental Cubes

Pre-formed, Soft, & Pliable For Easy Placement In Sockets & Surgical Sites.

### Fully Resorbable & Tissue-Friendly

No removal needed, naturally integrates and dissolves in the oral cavity.

### Promotes Healing Comfort

Protects the wound, supports clot stability, & enhances post-operative recovery.

ZICOSPON is Double Packed, Gamma Sterilized and Produced Under ISO 13485

# ZICOSPON DENTAL CUBES – (VETERINARY DENTAL CARE)



Absorbable Gelatin Sponge Dental Cubes Sterile, pliable, and biocompatible hemostatic cubes designed for dental surgeries. They rapidly control bleeding by absorbing up to 35 times their weight in blood and forming a stable clot within minutes. Completely absorbable within 4–6 weeks, leaving no residue or tissue reaction. Ideal for extractions, implant sites, periodontal and oral surgeries.

Easy to handle, safe, and effective for quick hemostasis and faster healing.

## ROUTINE DENTISTRY

### TOOTH EXTRACTIONS

Controls socket bleeding after surgical extractions.

### POST-BIOPSY HEMOSTASIS

Stops bleeding quickly after soft tissue or bone biopsies.

### ALVEOLOPLASTY

Ensures a dry field during ridge contouring and pre-prosthetic procedures.

## IMPLANTOLOGY

### IMPLANT SITE PREPARATION

Controls bleeding in osteotomy sites before implant placement.

### SINUS LIFT / AUGMENTATION

Manages localized bleeding within the sinus cavity.

### PERI-IMPLANT HEMOSTASIS

Supports clean and stable conditions during implant restoration.

## PERIODONTAL AND REGENERATIVE PROCEDURES

### LAP AND POCKET SURGERIES

Reduces bleeding and enhances visibility during periodontal treatments.

### BONE GRAFTING SITES

Aids graft stabilization and absorbs excess fluid.

### GINGIVAL CURETTAGE

Promotes clot formation and supports healing of soft tissues.

## ORAL & MAXILLOFACIAL SURGERY

### IMPACTED THIRD MOLAR REMOVAL

Controls deep socket bleeding after wisdom tooth extractions.

### APICOECTOMY (Root-End Surgery)

Maintains hemostasis in con ned periapical areas. Cyst Enucleation & MINOR BONE SURGERIES

Provides rapid bleeding control and protection of the surgical site.

# ZICOSPON ANAL TAMPON (VETERINARY USE)



Product Code	Brand Name	Product Variant	Size/Dimension	Size In
ZSP-AT-8030D	ZICOSPON	ANAL TAMPON	80x30 Ø	mm
ZSP-AT-6030D	ZICOSPON	ANAL TAMPON	60x30 Ø	mm

Customized Sizes | OEM | Semi -Finished & Bulk Option Available\*



## Protects, Absorbs & Promotes Comfortable Healing Your Trusted Solution After Hemorrhoid, Fissure, or Minor Rectal Procedures

### CONTROLS BLEEDING FAST

Rapid hemostasis after hemorrhoid or anal surgery.

### ABSORBENT & PROTECTIVE

Soaks blood and fluids, protecting the surgical site

### EASY PLACEMENT

Designed for quick precise and safe insertion

### SUPPORTS HEALING

Maintains pressure, stabilizes tissue, and promotes recovery.

### Versatile Use

Ideal for hemorrhoidectomy, fissure surgery, fistulotomy, trauma, and minor rectal procedures.

ZICOSPON is Double Packed, Gamma Sterilized and Produced Under ISO 13485

# ZICOSPON ANAL TAMPON (VETERINARY USE)



ZICOSPON Anal Tampons are sterile, soft, and biocompatible hemostatic devices designed for anorectal surgeries and procedures. They rapidly control bleeding by absorbing blood and promoting clot formation.

The sponge can absorb >35 times its own weight, providing effective hemostasis while maintaining comfort for the patient. Fully absorbable within 4–6 weeks, it eliminates the need for manual removal and reduces the risk of infection or tissue irritation.

## HEMORRHOID & ANAL PROCEDURES

### HEMORRHOIDECTOMY

Controls post-operative bleeding after hemorrhoid removal.

### RUBBER BAND LIGATION SITES

Manages minor bleeding or oozing after banding.

### SCLEROTHERAPY / INJECTION THERAPY

Provides local haemostasis post-treatment.

## ANAL & RECTAL SURGERY

### ANAL FISSURE SURGERY / LATERAL SPHINCTEROTOMY

Prevents post-operative bleeding and protects tissue.

### FISTULOTOMY / FISTULECTOMY

Absorbs fluids and maintains a clean surgical site.

### POLYPECTOMY / MINOR RECTAL PROCEDURES

Controls minor bleeding after tissue removal.

## TRAUMA & HAEMOSTASIS

### ANAL / RECTAL TRAUMA

Manages bleeding from minor lacerations or abrasions.

### POSTPARTUM ANAL PROTECTION

Supports healing of minor anal tears after childbirth.

### RECTAL BLEEDING OF UNKNOWN ORIGIN

Provides temporary absorption until treatment.

## SUPPORTIVE USE

### HAEMOSTATIC SUPPORT

Can be combined with absorbable gelatin or other hemostatic agents for enhanced bleeding control.

### POST-PROCEDURAL PACKING

Maintains pressure on surgical or traumatized sites to reduce bleeding.

# ZICOSPON ENT & NASAL SPONGES – (VETERINARY ENT CARE)



Absorbable Gelatin Sponge Nasal & ENT Tampon is a sterile, biocompatible hemostatic device designed to provide rapid and effective control of bleeding in the nasal cavity and ENT surgical sites. Its soft, spongy structure gently conforms to mucosal surfaces, ensuring haemostasis without trauma. Fully absorbable, it gradually dissolves, eliminating the need for removal and enhancing patient comfort. Ideal for epistaxis management, post-operative ENT procedures, and minor surgical interventions, it delivers a safe, efficient, and patient-friendly solution for bleeding control and tissue protection.

Product Code	Brand Name	Product Variant	Size/Dimension	Size In
ZSP-NS-303010	ZICOSPON	NASAL	30x30x10	mm
ZSP-NS-801507	ZICOSPON	NASAL	80x15x07	mm
ZSP-NT-8005D	ZICOSPON	NASAL TAMPON	80x05 Ø	mm
ZSP-NT-8007D	ZICOSPON	NASAL TAMPON	80x07 Ø	mm
ZSP-SS-802010	ZICOSPON	STRIPS	80x20x10	mm
ZSP-SS-401010	ZICOSPON	STRIPS	40x10x10	mm
ZSP-NS-753010	ZICOSPON	NASAL SPONGE	75x30x10	mm

Customized Sizes | OEM | Semi-Finished & Bulk Option Available\*



## Quick Clot. Gentle Care. Complete Healing, Haemostasis Made Simple For Nasal & ENT Care

### RAPID NASAL & ENT HAEMOSTASIS

Quickly stops bleeding in the nasal cavity, sinuses, and post-ENT surgeries.

### MUCOSA-SAFE & GENTLE

Soft, spongy structure conforms to delicate nasal & ENT tissues without trauma.

### FULLY ABSORBABLE

Gradually dissolves In-Situ, eliminating the need for removal

### EASY PLACEMENT

Designed for safe and precise insertion in nasal passages, sinuses and ENT surgical sites.

### VERSATILE ENT USE

Ideal for epistaxis management, sinus surgery, septoplasty, tonsillectomy and other minor ENT procedures.

ZICOSPON is Double Packed, Gamma Sterilized and Produced Under ISO 13485

# ZICOSTAT/ ZICOSTAT-B/ ZICOSTAT-S

## ABSORBABLE GELATIN SPONGE POWDER (VETERINARY USE)



Every Surface. Every Cavity. Bleeding Controlled

Absorbable Gelatin Sponge Powder is a sterile, biocompatible haemostatic agent designed to rapidly control diffuse bleeding in a wide range of surgical procedures. Its highly absorbent, porous structure promotes clot formation and stabilizes the operative time, while being fully resorbable, eliminating the need for removal.

Easy to apply directly, mixed with saline, or combined with thrombin, it is versatile and effective across general surgery, cardiac, orthopedic, ENT, dental, and minimally invasive procedures. This makes it a reliable, patient-friendly solution for achieving controlled haemostasis and supporting tissue healing in both routine and complex surgical interventions.

Product Code	Brand Name	Product Variant	Size/Dimension	Size In
ZSP-BBP-01-GM	ZICOSTAT-B	BELLOW BOTTLE POWDER	1	gm
ZSP-BBP-02-GM	ZICOSTAT-B	BELLOW BOTTLE POWDER	2	gm
ZSP-BBP-03-GM	ZICOSTAT-B	BELLOW BOTTLE POWDER	3	gm
ZSP-BBP-04-GM	ZICOSTAT-B	BELLOW BOTTLE POWDER	4	gm
ZSP-BBP-05-GM	ZICOSTAT-B	BELLOW BOTTLE POWDER	5	gm
ZSP-CP-01-GM	ZICOSTAT	CONTAINER PACK (PUTTY)	1	gm
ZSP-CP-02-GM	ZICOSTAT	CONTAINER PACK (PUTTY)	2	gm
ZSP-CP-03-GM	ZICOSTAT	CONTAINER PACK (PUTTY)	3	gm
ZSP-CP-04-GM	ZICOSTAT	CONTAINER PACK (PUTTY)	4	gm
ZSP-CP-05-GM	ZICOSTAT	CONTAINER PACK (PUTTY)	5	gm
ZSP-PS-450-MG	ZICOSTAT -S	PRE FILLED SYRINGE KIT	450	mg
ZSP-PS-550-MG	ZICOSTAT -S	PRE FILLED SYRINGE KIT	550	mg
ZSP-PS-750-MG	ZICOSTAT-S	PRE FILLED SYRINGE KIT	750	mg
ZSP-PS-950-MG	ZICOSTAT-S	PRE FILLED SYRINGE KIT	950	mg

Customized Sizes | OEM | Semi -Finished & Bulk Option Available\*

# ZICOSTAT/ ZICOSTAT-B/ ZICOSTAT-S

## ABSORBABLE GELATIN SPONGE POWDER (VETERINARY USE)

Every Surface. Every Cavity. Bleeding Controlled



### The Unique Advantages Of Absorbable Gelatin Sponge Powder



#### RAPID DIFFUSE BLEEDING CONTROL

Perfect for capillary, venous, and oozing sites where sponges or films cannot reach.

#### CONFORMS TO IRREGULAR SURFACES

Fills cavities, bone defects, and surgical pockets for maximum contact.

#### EASY TO APPLY

Can be sprinkled dry, mixed with saline, or combined with thrombin for targeted haemostasis.

#### SUPPORTS CLOT FORMATION

Absorbs blood quickly to stabilize clots and maintain a clear surgical field.

#### FULLY ABSORBABLE & SAFE

Naturally resorbed by the body, leaving no residue and minimizing foreign body reaction.

### Clinical Applications of Absorbable Gelatin Sponge Powder

#### GENERAL SURGERY

Controls diffuse capillary and small vessel bleeding on organ surfaces and soft tissues.

#### CARDIAC & VASCULAR SURGERY

Manages oozing at suture lines, grafts, and vascular repair sites.

#### ORTHOPEDIC & SPINAL SURGERY

Applied in bone cavities, joint surfaces, and fracture sites to stop bleeding.

# ZICOFLO - FLOWABLE GELATIN HAEMOSTATIC MATRIX

## MATRIX FORM FILLED IN SYRINGE (KIT PACKING) (VETERINARY USE)



Matrix - Engineered Haemostasis - Fast, Safe, & Versatile.

Product Code	Brand Name	Product Variant	Size/Dimension	Size In
ZSP-MS-05-ML	ZICOFLO	MATRIX IN SYRINGE	5	ml
ZSP-MS-06-ML	ZICOFLO	MATRIX IN SYRINGE	6	ml
ZSP-MS-08-ML	ZICOFLO	MATRIX IN SYRINGE	8	ml
ZSP-MS-10-ML	ZICOFLO	MATRIX IN SYRINGE	10	ml

Customized Sizes | OEM | Semi -Finished & Bulk Option Available\*



### RAPID HAEMOSTASIS

Quickly controls bleeding in soft tissue, cavities, and delicate surgical sites.

### MOLDABLE GEL

Conforms perfectly to irregular surfaces for maximum clot stabilization.

### FLEXIBLE APPLICATION

Can be applied directly or mixed with saline or thrombin for targeted haemostasis.

### FULLY ABSORBABLE

Naturally resorbed by the body no removal needed.

### VERSATILE SURGICAL USE

Ideal for cardiac, vascular, orthopedic, ENT, dental, and minimally invasive procedures.

# ZICOFLO - FLOWABLE GELATIN HAEMOSTATIC MATRIX MATRIX FORM FILLED IN SYRINGE (KIT PACKING) (VETERINARY USE)



Matrix - Engineered Hemostasis - Fast, Safe, & Versatile.

Flowable Gelatin Haemostatic Matrix (Matrix Form) is a sterile, biocompatible haemostatic gel designed for rapid bleeding control in complex surgical sites. Its moldable, viscous consistency allows it to conform perfectly to irregular cavities, tissue surfaces, and delicate anatomical structures, ensuring maximum contact and effective clot stabilization. The gel can be applied directly, or mixed with saline or thrombin for targeted haemostasis, offering flexibility for various surgical needs. Fully absorbable, it is naturally degraded by the body, eliminating the need for removal and minimizing foreign body reactions. Ideal for cardiac, vascular, orthopedic, ENT, dental, and minimally invasive procedures, it provides a safe, precise, and patient-friendly solution for controlled haemostasis and enhanced tissue healing.

## Clinical Applications

### CARDIAC & VASCULAR SURGERY

#### CORONARY ARTERY BYPASS GRAFTING (CABG)

Controls oozing at suture and graft sites.

#### VALVE REPAIR & REPLACEMENT

Conforms to delicate tissues for precise hemostasis.

#### ANEURYSM & SEPTAL DEFECT REPAIRS (ASD/VSD)

Stabilizes clots in complex cardiac reconstructions.

### ORTHOPEDIC & SPINAL SURGERY

#### BONE CAVITIES & JOINT SURFACES

Gel fills irregular spaces for effective bleeding control.

#### FRACTURE FIXATION & SPINAL PROCEDURES

Rapid hemostasis in hard-to-access areas.

### DENTAL & ORAL SURGERY

#### EXTRACTION SOCKETS & IMPLANT SITES

Stops minor bleeding in irregular cavities.

#### CYST OR TUMOR REMOVAL

Conforms to surgical sites for controlled hemostasis.

### ENT & NASAL SURGERY

#### SINUS SURGERY / SEPTOPLASTY POLYPECTOMY

Gel molds to cavity surfaces for precise bleeding control.

#### POST-OPERATIVE NASAL CARE

Maintains clot stability and supports tissue healing.



## CORPORATE OFFICE

ZICHOR LIFE TECH PVT LTD,  
No. 57, 1st Floor, 2nd Main Road, Vyalikaval,  
Malleswaram, Bengaluru - 560003. INDIA.

## MANUFACTURING SITE

ZICHOR LIFE TECH PVT LTD,  
Sy. No.: 33/7, Giddobanahalli Village, Imangala Hobli,  
Hiriyuru Taluk, Chitradurga, Karnataka, India - 577 558.